

# Fluidcontrolterminal FCT

The ventilation filtration, filling, liquid level monitoring and temperature monitoring as well as safe oil sampling are among the basic functions of an oil tank. In the circuit diagram for the ventilation filter as per DIN 24557 T2, the FCT fluid control terminal offers these functions in a single, compact device. This considerably reduces the space required on the tank cover.

The high functional density in a single unit reduces installation and procurement costs as well as logistics efforts considerably. Good access improves maintenance, the filling coupler prevents secondary contamination during filling.

Temperature and liquid level monitor are able to communicate via commIO link.

---

Flange dimensions as per DIN 24557 T2

Air breather with integrated liquid level and temperature monitoring

Filling port with quick coupling

Sampling port with quick coupling

Visual air breather monitoring optional

---



## Technical Data

### Basic data

Operating pressure:	max. 1 bar (14.5 psi)
Operating temperature:	max. +80 °C (176 °F)
Weight at L = 500 mm (19.7"):	approx. 5 kg (11 lb)
Dimensions L*:	280 (11"), 370 (14.6"), 500 (19.7") (Standard) variable to max. 1420 mm (55.9")

\* Please note, the dimension L of the filling port and the selected level switch must be identical!

### Material

Stillling tube	Brass
Flange:	Galvanised steel

### Option 1 Sampling

Hose coupling (DN 5):	PSK
Minimess coupler (M16):	PMM

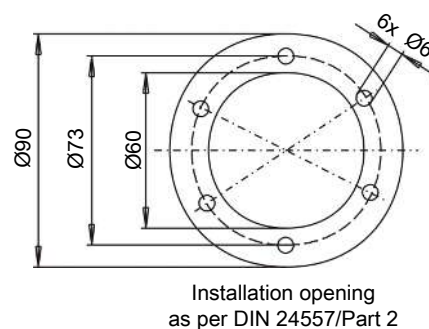
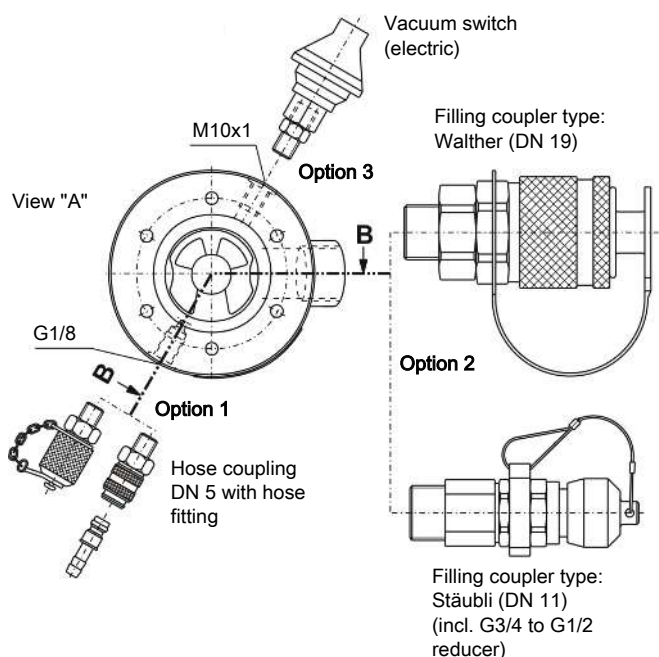
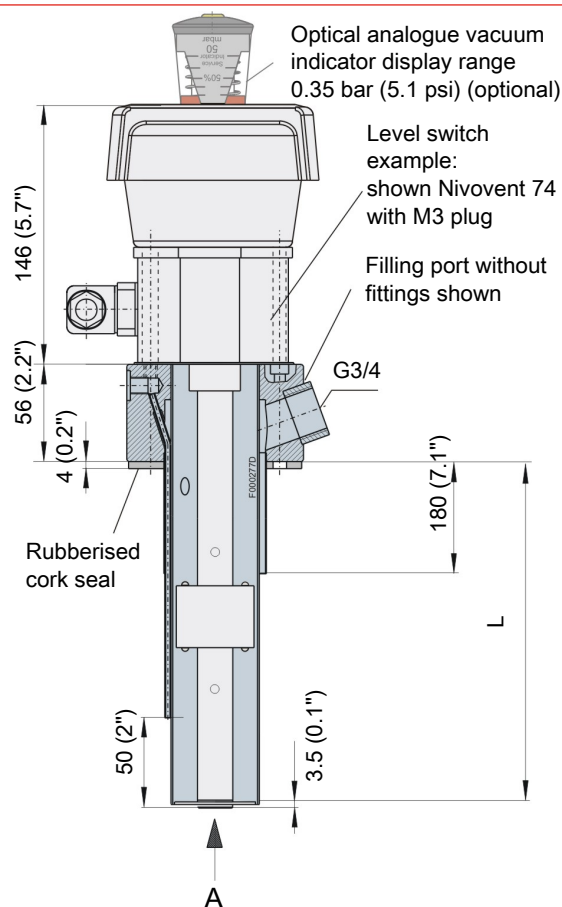
### Option 2 Filling coupler

Type: Walther (DN 19):	BWA
Type: Stäubli (DN 11):	BST
Dummy plug:	BBS

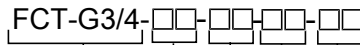
### Option 3 Contamination indicator

Vacuum switch (elec.):	VUS
Dummy plug:	VBS

### Dimensions



## Model Key



<b>Type designation/port</b>  <b>Length (max. 1420 mm/55.9")</b> 280 (11") 370 (14.6") 500 (19.7") Variable (please specify)	<b>Option 1: Sampling port</b> PSK Hose coupling (DN 5) PMM Minimes coupling(M16)	<b>Option 2: Filling port</b> BWA Type: Walther (DN 19) BST Type: Stäubli (DN 11) BBS Dummy plug	<b>Option 3: Vacuum switch</b> VUS Vacuum switch (elec.) VBS Dummy plug
--	---	---	---

**General note:**

The fluid control terminal always consists of a filling port and a level switch. You will find a list of compatible Nivovent types in this data sheet. For the exact level switch configuration, please refer to the respective separate data sheet.

**Ordering example:**

You require: A **filling port** L=370 mm (14.6") in length, with Minimessex coupler, filling coupler type Walther and electric vacuum switch.

The **level switch** should be type Nivovent 74, brass, length L = 370 mm (14.6"), M12 plug, one level contact for L1 = 190 mm (7.5") as NO contact, one temperature contact 60 °C (140 °F) as NC contact, and vent filter with optical contamination indicator.

Order: **Filling port**  
FCT-G3/4-370-PMM-BWA-VUS

**Level switch**  
NV 74-HY-MS-M12/370-1K-TK60NC-FCT-VS  
L1 = 190 mm (7.5") f.S.

### Level Switch Overview

Level switch

NV 71-FCT for fluid control terminal

For technical data, please see data sheet no. 10 0204

- Hydac vent filter
- Level and/or temperature control
- Up to 4 contacts
- 230 V supply voltage possible
- Bimetal contacts, Pt100 or 4-20 mA output signal for temperature
- **NV 71D plus display and control unit**
- Easy to operate via three keys
- Bevelled LED display for optimal visibility
- Up to 4 programmable temperature switching outputs
- Optional continuous temperature output signal, programmable 4-20 mA, 0-10 V or 2-10 V



Level switch

NV 73-FCT for fluid control terminal

For technical data, please see data sheet no. 10 0206

- **Continuous liquid level measurement**
- Hydac vent filter
- Alternatively with continuous temperature measurement 4-20 mA output
- Resolution 5 mm (0.2")
- Various plug options
- Sensor length up to 1420 mm (55.9") (other lengths on request)



Level switch

NV 74-FCT for fluid control terminal

For technical data, please see data sheet no. 10 0205

- Hydac vent filter
- Easy and quick to adjust level contacts
- Plug-in plug
- Up to 4 contacts
- Bimetal contacts, Pt100 or 4-20 mA output signal for temperature
- **NV 74D plus display and control unit**
- Easy to operate via three keys
- Bevelled LED display for optimal visibility
- Up to 4 programmable temperature switching outputs
- Optional continuous temperature output signal, programmable 4-20 mA, 0-10 V or 2-10 V



Level switch

NV 77-XP-FCT for fluid control terminal

For technical data, please see data sheet no. 10 0203

- **Continuous liquid level measurement**
- Hydac vent filter
- 4-20 mA output
- Resolution 5 mm (0.2")
- Tried and tested float system
- Sensor length up to 1420 mm (55.9")
- **Display and control unit**
- 4 switching outputs programmable as level- and temperature alarm output
- Alternatively 2 switching outputs programmable as level- and temperature alarm outputs + 1 analog output each for continuous level- and temperature analysis
- Analog output programmable 4-20 mA, 0-10 V, 2-10 V or 0-5 V
- Switchable level- or temperature actual value display

