

# Transducer tube BLT

for continuous level measurement on  
NS AM tank top level switches



Fluidcontrol



The IO-Link compatible BLT series sensors are suitable to ensure cost-effective and efficient liquid level monitoring in IO-Link hydraulic and lubrication oil tanks.

Available with classic output signals 4-20 mA as well as with IO-Link interface.

The digital, bidirectional communication of IO-Link sensors meets all requirements of modern plant automation, reduces acquisition and installation costs, and improves system availability.

Their robust design makes them suitable for virtually any liquid properties, allowing a wide range of applications.

The BLT series meets virtually all requirements arising in this area of application.

**BLT-AM1(2)-LD-5(10)-1D1S-/VAR**

**BLT-AM1(2)-LA-5(10)-1A-/VAR**

IO-Link and 1 x programmable switching output or 4-20 mA output

Continuous liquid level detection

Nickel-plated brass housing

Up to 4.65 m (15.3 ft) transducer length

Connection M12x1 plug connector

Customisable M12 plug included

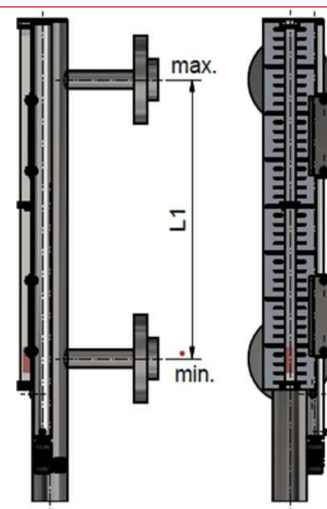


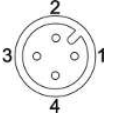
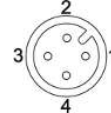
**BLT Technical Data**

BLT-AM1(2)-LD-5(10)-1D1S-/VAR with IO-Link interface

BLT-AM1(2)-LA-5(10)-1A-/VAR with 4-20 mA output

	1D1S	1A
Transducer tube material:	Nickel-plated brass	
Ambient temperature:	-20 °C to +70 °C (-4 °F to 158 °F)	
Lengths:	variable to max. 4650 mm (183.1 in)	
<b>Input value</b>		
Sensor element:	Reed chain 5 or 10 mm (0.2" or 0.4") resolution	
Tolerance:	±1% FS	
Operating voltage (UB):	18 - 30 VDC	10 - 30 VDC
Measuring range:	0 to 100 %	4-20 mA > 0-100 %
Output:	IO-Link	4-20 mA
<b>IO-Link</b>	<b>Rev. 1.1</b>	-
Baudrate:	COM3 (230.4k)	-
SIO Mode:	Yes	-
Min. Time Period	10 ms	-
Max. Load:	-	(UB-8V)/0.02 A

**Dimensions****BLT Standard Pin Assignment**

Connector	M12 (base)	M12 (base)
Number of pins	4-pin	4-pin
DIN EN 61076-2-101	30 VDC	30 VDC
IP rating with IP67 cable box attached	IP67	IP67
Version	1D1S	1A
Connection schematic		
	<b>1D1S (IO-Link)</b>	<b>1A (4-20 mA)</b>
1	+24 VDC	+24 VDC
2	S2 (PNP max. 200 mA)	OUT 4-20 mA
3	GND	GND
4	C/Q (IO-Link)	NC

**Model Key BLT-AM1(2)-Lx-yyyy/VAR**

BLT-AM1-LD-5(10)-1D1S-/VAR	with IO-LINK for NS 10/xx-AM level switch
BLT-AM2-LD-5(10)-1D1S-/VAR	with IO-LINK for NS 25/xx-AM to NS 320/xx-AM level switch
BLT-AM1-LA-5(10)-1A-/VAR	with 4-20 mA output for NS 10/xx-AM level switch
BLT-AM2-LA-5(10)-1A-/VAR	with 4-20 mA output for NS 25/xx-AM to NS 320/xx-AM level switch

**Ordering example**

You require: Level sensor style for NS 10/xx AM, with M12 plug connector, 5 mm (0.2") resolution, IO-Link output, adapter spacing L1= 1500 mm (59.1")

Order BLT-AM1-LD-5-1D1S-/1500

**NOTICE! BLT is only the transducer tube for continuous liquid level measurement. Requires a NSxxAM level switch!**