



Directional Valves GKH

These reversing taps are primarily used to switch analysis flows. They are available with different switching functions.

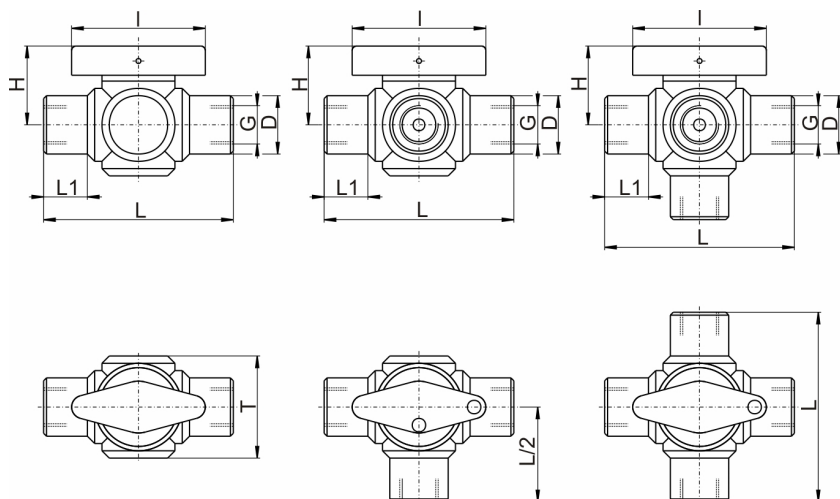
Clamps available for mounting.

For corrosive gases

Various designs



Dimensions



DN	G	D	H	T	L	L1	l
4	1/4"	0.79	1.06	1.18	2.56	0.59	1.57 in

**Use in explosive areas (additional notices):**

The products do not fall under Directive 2014/34/EU. However, they do meet the fundamental safety requirements of Directive 2014/34/EU and are therefore suitable for use in explosive areas (Zone 1, explosion group II C).

DANGER**Use in explosive areas**

Flammable gasses and dust could ignite or explode. Avoid the following hazard sources:

Electrostatic charge (sparking)!

Always clean plastic housing parts and decals with a damp cloth.

Keep the gas flow free from particles and drops.

Gas emanation!

Protect the equipment from external blows (shockproof installation).

Risk of fatal injury and explosion hazard from gas leaks due to improper use.

Close the shut-off valve (if applicable) to the process or switch off the process for maintenance. Protect yourself from hot and toxic gases. Wear gloves and face shield. Emergent gas can also be explosive. Run lines outside the work and traffic area.

Maximum surface temperature!

Please note the ignition temperatures of explosive gases as well as the maximum surface temperatures per the applicable directives and standards.



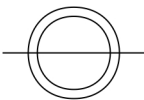
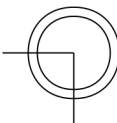
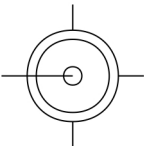
Technical Data

Model GKH	-PVDF	-PFA
Housing material:	PVDF	PFA
O-ring material:	Viton	Viton
Connections:	G 1/4"	G 1/4"
Max. operating pressure*:	145 psi	145 psi
Max. medium temperature:	-22 °F to 284 °F	-22 °F to 392 °F
Nominal width:	0.16 in	0.16 in

* The maximum operating pressure drops as the temperature increases (see chart); specifications in % of the maximum pressure at 68 °F.

Material	max. pressure	68	86	104	122	140	158	176	194	212	230	248	266	284	302	320	338	356	374	392	°F
PVDF	145 psi	100	80	70	60	50	45	40	35	35	30	25	25								%
PFA	145 psi	100	90	85	80	70	60	50	45	40	35	30	30	25	20	15	10	10	10	10	%

Ordering instructions

Item no.	Model	Function		
40 61 299	Shut-off valve model GKH-2-PVDF	<div>2</div> 	<div>3</div> 	<div>5</div> 
40 71 299	Shut-off valve model GKH-2-PFA			
40 61 399	Three-way reversing tap model GKH-3-PVDF			
40 71 399	Three-way reversing tap model GKH-3-PFA			
40 61 599	Five-way reversing tap model GKH-5-PVDF			
40 71 599	Five-way reversing tap model KH-5-PFA			
One of the following items must also be ordered for fastening:				
40 60 098	Fastening claw			
40 60 099	Clamp 2-pack			