

# Level switch

## NS 25/15 AM-Atex, NS 25/25 AM-Atex



Level switches for tank top installation are primarily used to monitor and control liquid levels in closed tanks.

The lowest detectable level is at the top edge level of the bottom connection.

Each AM switch is equipped with a display, which is even easy to see from various lines of sight. The level contacts can be infinitely adjusted on the scale plate. They are activated by the magnetic system integrated in the float. There is a large selection of contacts available for various applications.

This series consists of simple electrical apparatuses. In the case of intrinsically safe connections as per EN 60079-14, the NS 25/15 (25) AM-Atex can be used in Zone 1 (group IIB, device category 2G) explosive areas; this also applies to the inner zone of the tank. The level switches are classified into temperature class T4.

### Level switches for tank top installation

ATEX applications: Zone 1 (cat. 2G), simple electrical apparatus according to EN 60079-11

Compact size


Variable connections

Visual display

Practice-oriented contacts

Sturdy design

Plug-in contacts



## Technical Data

### Technical Data

Max. operating pressure	25 bar
Ambient temperature:	-20 °C to +70 °C
spec. fluid weight for float SK 661	$\geq 0.85 \text{ kg/dm}^3$

### Material

Float SK661	1.4571
Riser	1.4571
Flanges	S355 galvanised
Sight glass	PC

### Dimensions (in mm)

NS...AM-Atex	25/15	25/25
Connecting flange (DIN 2656)	DN 15	DN 25
ØD	95	115
Øk	65	85
Ød	14	14
b	16	18
ØA	45	68
h	12	14
L max.	3000	3000
S for float, type: SK 661	205	205
Weight at L1=500 mm	9.5 kg	10.5 kg

### MKS contacts

$P_i$	100 mW
$U_i$	30 V
$I_i$	50 mA
$L_i, C_i$	Negligible

The device is suitable for use in ATEX category II 2 G Ex ib IIB T4 Gb.

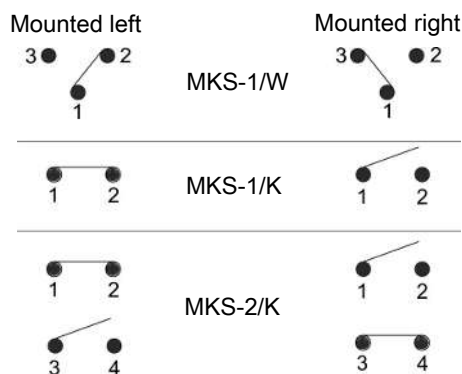
**The level switches may only be operated on intrinsically safe circuits!**

## Contacts

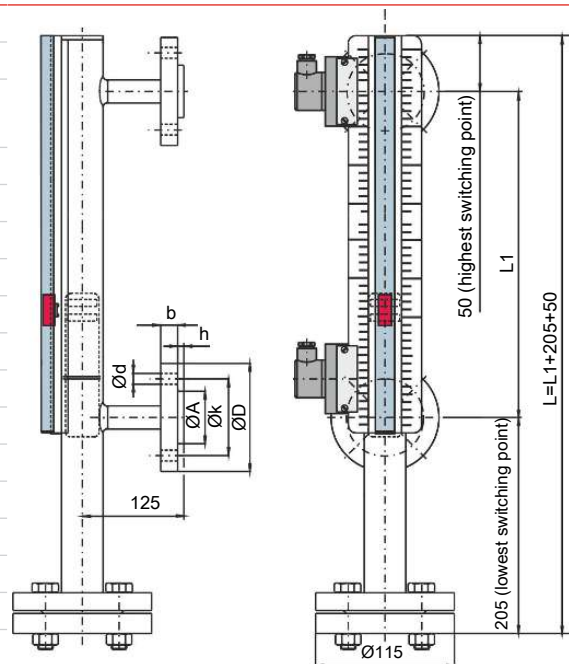
Model	MKS-1/K	MKS-2/K	MKS-1/W
Contact type (bi-stable)	NC contact/NO contact	NC contact/NO contact	NO contact
Connector	3-pin + PE DIN 43650 (M3)	6-pin + PE DIN 43651 (S6)	3-pin + PE DIN 43650 (M3)
IP rating	IP65	IP65	IP65
Item no.	2888999A	2891999A	2889999A

For applications in high shock and vibration environments we recommend using the contacts MKS-1/K and MKS-2K.

### Contact position (tank empty)



## Dimensions



**Accessories**

<b>Flange seal</b>	<b>25/15</b>	<b>25/25</b>
Model	Ø 45/ Ø 22x2	Ø 68/ Ø 27x2
Item no.	2251000	2252000
<b>Set of retaining screws with nuts</b>	<b>25/15</b>	<b>25/25</b>
Model	8x) DIN931-M12x80	8x) DIN931-M12x80
Item no.	2272999	2272999
<b>Switch amplifier</b>	<b>25/15</b>	<b>25/25</b>
Type, item no.	see data sheet no. 180003	see data sheet no. 180003

**Ordering Instructions**

When ordering, always specify the measurement L1 and the number and type of contacts!

<b>Model</b>	<b>NS 25/15 AM-Atex</b>	<b>NS 25/25 AM-Atex</b>
Item no.:	2001999A	2003999A