



## Sample gas probe GAS 222.35

In many applications gas analysis is the key for safe and efficient control of process flows, environmental protection and quality assurance. In extractive gas analysis the location of the gas sampling point is crucial for the reproducibility and accuracy of the analysis results.

The specific filter capacity, corrosion resistance and functional equipment requirements for the probe arise from the composition of the sample gas.

However, operating costs are also an important criterion in the selection, as the sampling points are frequently located at hard to access points in the system. Effective particle filter backwashing options and low maintenance characterise the extensive GAS probe series.

Heated probe with upstream filter and weather hood

The filter element can easily be removed by turning the handle 90°

The probe body and the area around the screw connection for the heated sample gas line are completely isolated

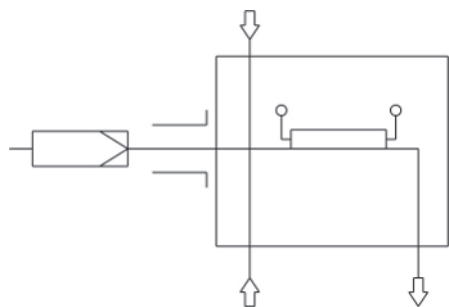
Electronic temperature controller up to 200 °C with low/high temperature alarm and display

For dust loads up to 200 g/m<sup>3</sup>

This probe is not suitable for use in Ex areas



## Flow chart



## Technical Data

## Gas Probe Technical Data

Probe operating temperature:	max. 200 °C	
Ambient temperature with accessories:	-20 to +80 °C	
Ambient temperature with accessories:	<b>Component</b>	<b>Ambient temperature range</b>
	Compressed air valve:	-10 °C < T <sub>amb</sub> < +55 °C
Medium temperature (blowback)	<b>Component</b>	<b>Medium temperature range</b>
	Compressed air valve:	-10 °C to +80 °C
Regulator setting range:	+50 to +200 °C	
Low/high temperature alarm:	Alarm adjustable ±5.....30 K from setpoint, factory preset 15 K Max. switching current 1 A	
Electrical data:	230 V, 2.0 A, 50/60 Hz 115 V, 3.8 A, 50/60 Hz	
IP rating:	IP54	
Max. operating pressure:	6 bar	
Parts in contact with media:	Flange: 1.4571 Seals: Graphite/1.4404 and see filter	

## Ordering instructions

The item number is a code for the configuration of your unit. Please use the following model key:

4622235	0	9	9	0	X	X	0	0	X	X	X	9	9	9	Product Characteristics										
															Flange / approval										
															0										DIN DN65 PN6
															Power supply sample probe										
															1										115 V
															2										230 V
															Calibrating gas connection										
															0										No calibrating gas connection
															1										6 mm
															2										6 mm + check valve
															3										1/4"
															4										1/4" + check valve
															Connection heated extension										
															0										No
															Built-in temperature controller <sup>1)</sup>										
															0										No
															Blowback with air reservoir <sup>2)</sup>										
															Air reservoir heating										
															1										Yes
															9										No
															Built-in blowback control <sup>1)</sup>										
															1										Internal controller
															9										No
															Compressed air valve / valve voltage information										
															0										Manual
															1										115 V
															2										230 V
															3										24 V
															9										None (if no blowback requested)
															Pneumatic drive for ball valve										
															9										N/A
															Limit switch for pneumatic drive										
															9										No
															Control valve for pneumatic drive										
															9										No control valve

<sup>1)</sup> The electronics can either be equipped with temperature controller for heated extension or blowback control

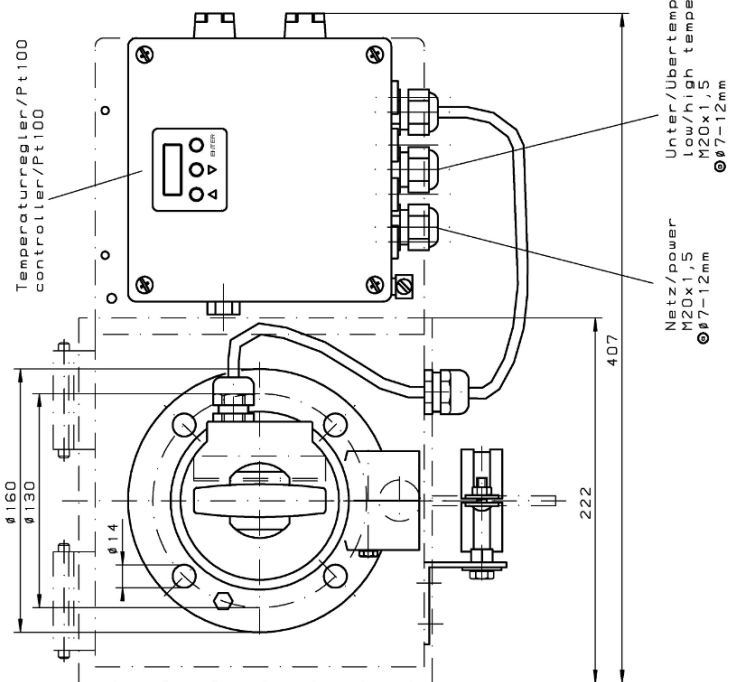
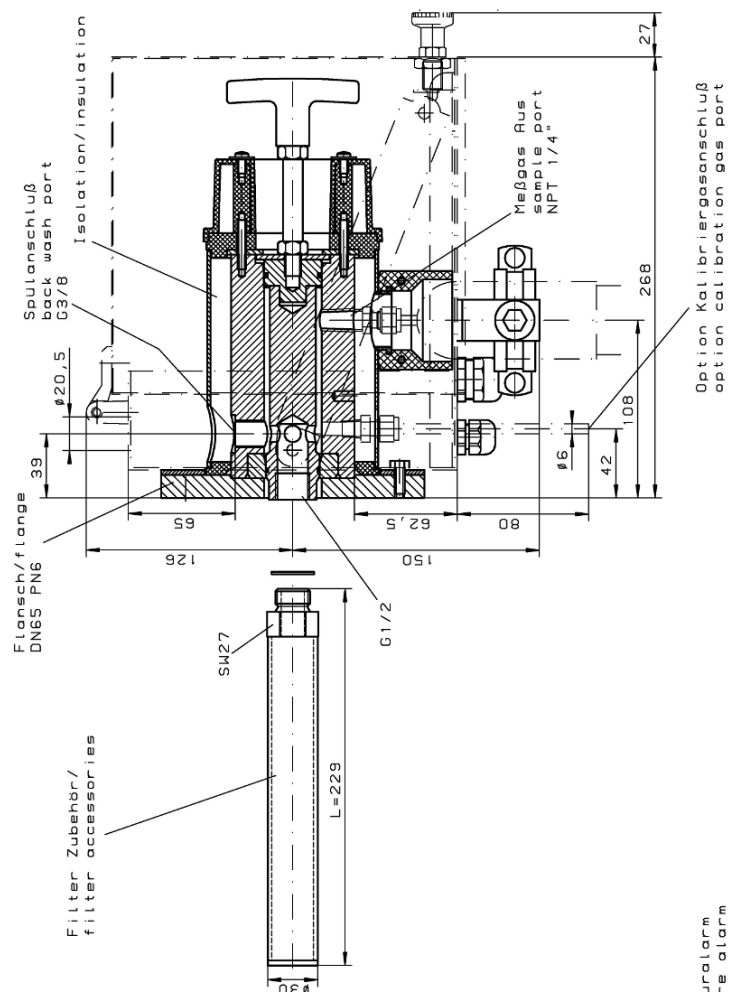
<sup>2)</sup> For flammable sample gas, always use inert gas for blowback. Probe blowback prohibited when using explosive gases!

## Options

The base unit becomes functional by adding accessories suitable for the application. Please refer to accessory data sheet no. 461099 for information.

Please also refer to data sheet no. 461000 "GAS 222 Gas Probes" for a general description.

## Dimensions



Art. Nr. / part-no.	4622235	4622236
Werkstoffe/materials	1.4571 / SS316Ti	
-Flansch, Kopf / flange, head	max. 200°C / 392°F	
Betriebstemperatur Sonde/ operating temperature probe	230V 50/60Hz 40W	115 50/60Hz 425W
Heizung / heater	50 ... 200°C / 122 ... 392°F	
-Temperaturbereich / temperature range	±5 ... 30°C / ±9 ... 54°F	
-Alarm einstellbar / alarm adjustable	vom Sollwert / from set-point	
werksseitig eingestellt / factory set	±15°C / ±27°F	
max. Schaltstrom / max. current	1A	
-Schutzart / degree of protection	IP54	
-Umgebungstemperatur / ambient temperature	-20 ... +70°C / -4 ... +158°F	

alle Konten gratfrei	ALLE RECHTE VORBEHALTEN	Maßstab 1:1	[Gewicht]
Bar/Lieferbar- haltungszeichen	toleranznach nach ISO 2768-mK	Hersteller:	
✓ = ✓	Reich Bsp.	Benennung:	
✓ = ✓	Reich Bsp.	Gasentnahmesonde sample gas probe GAS 222.35	
✓ = ✓	Reich Bsp.	Zeichnung-Nr. 46/088-Z01-01-2A	
✓ = ✓	Reich Bsp.	Art.-Nr.	
✓ = ✓	Reich Bsp.	BRÜETTSNIEßUNG	